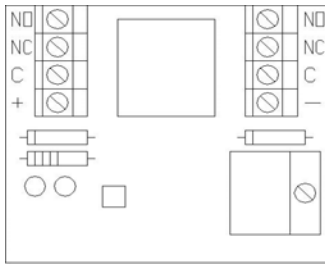
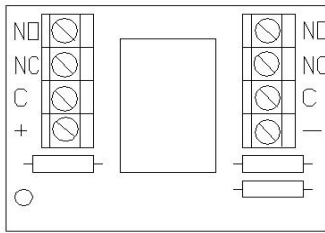


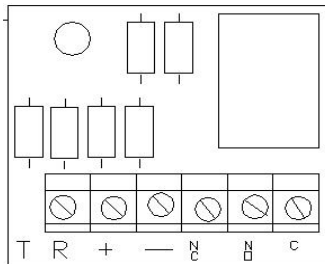
# Relays



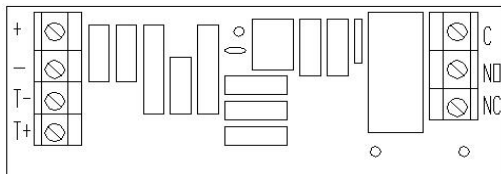
| TA-2880-12 ( 6 to 24 Volt Relay )       |                             |
|-----------------------------------------|-----------------------------|
| Electrical Spec.                        | Features                    |
| Activated by Voltage Between 6 to 24VDC | PCB Type                    |
| Current Draw: 42mA                      | Adhesive Foam Mounting Tape |
| DPDT Contact                            | Dimensions: Height: 0.55"   |
| 2A @ 12VDC                              | LED Status Indicator        |
|                                         | Polarity and Surge Diode    |



| TA-2880-12A ( 12VAC Relay )     |                              |
|---------------------------------|------------------------------|
| Electrical Spec.                | Features                     |
| 12VAC, Coil                     | PCB Type                     |
| Max Switching Current: 2A @ 12V | Polarity and Surge Diode     |
| DPDT Contact                    | Adhesive Foam Mounting Tape  |
|                                 | Dimensions: Height: 0.550"   |
|                                 | Width: 1.800" Length: 1.300" |



| TA-2870-12 ( Sensitive Relay )          |                             |
|-----------------------------------------|-----------------------------|
| Electrical Spec.                        | Features                    |
| 12 VDC, Coil                            | PCB Type                    |
| Max Current: 2A at 30VDC                | Polarity and Surge Diode    |
| SPDT Contact                            | Adhesive Foam Mounting Tape |
| Sensitive Trigger: less than 1V and 1mA | Dimensions: Height: 0.7"    |
|                                         | Width: 1.5" Length: 1.5"    |



| TA-2871 ( Latching Relay )                                     |                                           |
|----------------------------------------------------------------|-------------------------------------------|
| Electrical Spec.                                               | Features                                  |
| Operates from 12 or 24VDC                                      | Activated by Positive or Negative Impulse |
| Current Draw:<br>Idle: <12ma at 12VDC<br>Active:<60ma at 12VDC | LED Status Indicator                      |
| SPDT Relay Output                                              | Adhesive Mounting Tape                    |
| 2amp. At 24VDC Contact                                         | Dimensions: Length: 3.20"                 |
|                                                                | Width 0.95" Height: 0.60"                 |



360 Carlingview Drive  
Toronto, Ontario  
Canada, M9W 5X9

Ph: 416-798-0611  
Fax: 416-798-1349

**Distributed By:**

